



English
Path



Student Handbook

2025

Brisbane



Welcome to
English Path.

This guide will help
you make the most
of your experience
at EP Brisbane.

Contents

About Brisbane	4
About the school.....	6
About your course.....	8
Accommodation.....	11
Homestay.....	12
Hostel.....	13
Social programme	15
Recommendations	16
When you arrive.....	17
Study tips	20
Airport transport	21





About Brisbane



Famous landmarks

- Streets Beach, Southbank, Moreton Bay, Tangalooma, access to Gold Coast and Sunshine Coast, less than 1 hour from Seaworld, Movieworld, Dreamworld and Water Parks, less than 1 hour from Australia Zoo.



City personality

- Brisbane is a river city built around the snaking Brisbane River and Moreton Bay. Easily accessible. Bike and scooter friendly. Strong cultural heart. Academic. Easy going and sub tropical climate..



What makes this city unique?

- Home of the 2032 Olympics, amazing year-round climate – warm summers, mild winters. Brisbane days rarely drop below 20 degrees and rarely exceed 30 degrees. A short trip to Australia’s playground – The Gold Coast. Whale watching highway. Stunning riverside walks and bikeways.



Transport within a 10-minute walk

- Train, Bus, CityCat Ferry



Cuisines within a 20-minute walk

- Australian, British, Chinese, European, French, Greek, Indian, Italian, Japanese, Korean, Mexican, Middle Eastern, Seafood, Thai, Vegetarian, South American.



Alternative things to do

- Go rock climbing, kayaking, climbing the Story Bridge, explore one of the many inner-city gardens and parks. Visit Mount Cootha for incredible views of the city and bay, enjoy the video game and pinball capital of Australia, there is a vibrant theatre scene, experience riverside dining.

5

Reasons to choose this city

1

Incredible year-round climate

2

Safe environment

3

Located between the stunning Gold Coast in the South and Sunshine Coast in the North

4

Excellent Public transport with bus, train and CityCat Ferry service

5

More affordable than Australia's largest cities – Sydney and Melbourne



Why choose to study in our Brisbane school?

- **Located** in a beautiful landmark building in the heart of downtown Brisbane; directly across from Town Hall.
- Right in the **heart of downtown Brisbane** – 5 mins from Central Station and 2 mins from Central Busway.
- Shared campus with the Australian Performing Arts Conservatory – you will be surrounded by **creative and artistic** Australian students.
- Boutique campus with **easy access** to teachers and staff.


*Additional weekend excursions are offered during summer.



Find us on Google maps

Address: Level 5, 102 Adelaide Street, Brisbane, Queensland 4000, AUSTRALIA
At this address since: 2024

Phone: +61 7 3229 6929
Emergency phone: +61 461 331 754



Staff



Meet the team



- **Languages spoken by staff:** English, Japanese.

Services & facilities

- **Buildings:** 1
- **Floors:** 1
- **Total number of classrooms:** 5
- **School facilities:** Student lounge, library, break-out area with kitchen, Wi-Fi (Free), 4 x Elevator, modern & spacious classrooms with smart TVs or interactive whiteboards, AC/Heating.
- **Other services provided:** Social activity events and advice, airport transfer, homestay service
- **Levels of English offered:** Elementary to Advanced
- **Reception:** The friendly **Student Services** staff can direct you to your EP classroom. A Student Services Officer and Director of Studies will always be present to answer any questions you may have.

School holidays & Australia public holidays

The school is going to be closed on the below dates. Please make sure to book your course/accommodation accordingly. Course days that fall on a public holiday are not reimbursed.

Public holidays will be:

- **2025:** 01 Jan, 27 Jan, 18 Apr, 21 Apr, 25 Apr, 5 May, 13 Aug, 6 Oct, 25-26 Dec.

If you arrive on a week where the Monday is a holiday, your first day of school will be a Tuesday.

Close to your EP school

Our centrally located school is walking distance to:

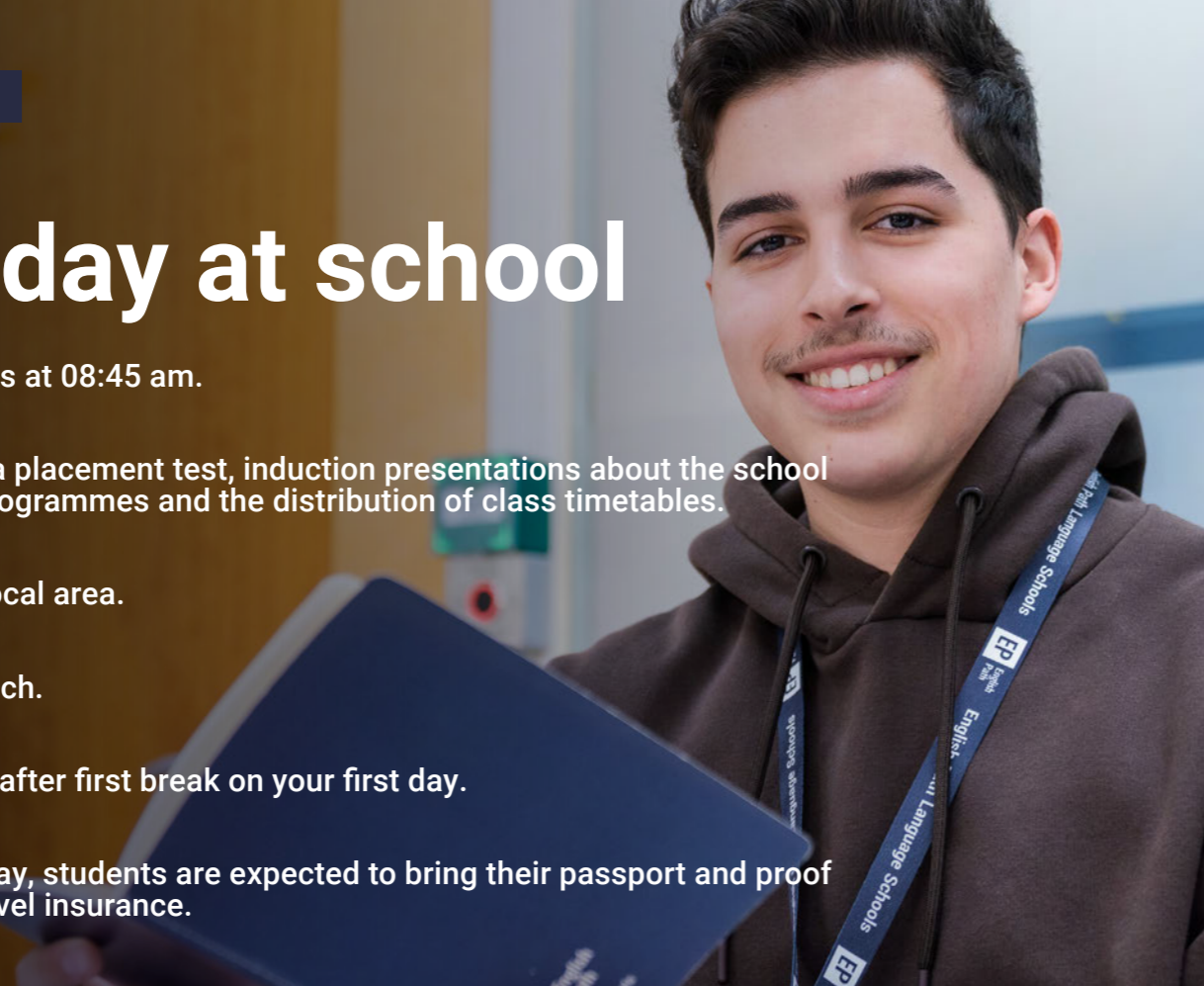
- | | |
|---|---|
| Cafes and Restaurants
1-5 minutes | Streets Beach/Southbank
10-15 minutes |
| Grocery Store
2 minutes | Riverside
5 minutes |
| Post Office
5 minutes | Story Bridge
15 minutes |
| Bank/ATM
2 minutes | Gold Coast
50-70 minutes |
| Gym
3 minutes | Sunshine Coast
70-90 minutes |
| Subway Station
5 minutes | |

Need help? Not satisfied? Have a problem?

At EP we believe that communication and an open-door policy is key to efficiently resolving any issue you might have. If you need help, are not satisfied with one of our services or you need advice, please talk to our staff at school. They will be able to help and assist quickly with any concerns you might have.

First day at school

- Induction starts at 08:45 am.
- This includes a placement test, induction presentations about the school and academic programmes and the distribution of class timetables.
- A tour of the local area.
- A welcome lunch.
- Classes begin after first break on your first day.
- On their first day, students are expected to bring their passport and proof of medical or travel insurance.



Your weekly class timetable

	Hours per week	What	Lesson times
Classic Morning	15	General English	09:00 - 12:15
Semi-Intensive Morning	20	Classic + 1 Elective	09:00 - 13:30
Classic Afternoon	15	General English	13:45 - 17:00
Semi-Intensive Afternoon	20	Classic + 1 Elective	12:30 - 17:00
Super Intensive	30	(Classic Morning and Classic Afternoon)	09:00 - 17:00

Courses

- **Classic (Morning/Afternoon)**
15 hours per week
- **Semi-Intensive (Morning/Afternoon)**
20 hours per week
- **Super Intensive**
30 Hours per week
- **One-to-one**

Extracurricular activities

- Monthly course tutorials
- Monthly skills test
- Conversation clubs
- Study Clinics

Electives list sample

English Path offers a variety of elective courses that allow students to explore their interests and develop their skills. These courses are taught by experienced and qualified teachers, and they are a great way to supplement your general English studies. Electives depending on your level of English, the EP campus and current availability:

- Speaking
- Listening
- Reading
- Writing
- Pronunciation
- Idioms and Phrasal verbs
- Grammar
- Vocabulary
- Everyday English
- Debate and Public Speaking
- Business English
- English for Hospitality
- Digital Marketing
- Personal Branding
- IELTS Preparation
- Academic Skills
- Employability Skills

Teaching methodology

At English Path we use the **communicative approach** which means:

- A focus on speaking.
- Interactive lessons.
- Noticing students' gaps and reacting to them.
- Going beyond the textbook.
- English for real life outside the classroom.
- Understanding each student's individual needs.

All EP teachers are trained in this approach from their first day, so students have the same



Take a look at our graduation ceremony

@englishpathschools



School material

Books: English File 4th Edition, Cutting Edge 3rd Edition, Empower 2nd Edition.

Additional material used: Audio, digital presentation material, authentic materials.

Students

Average number of students per class: 12

Average age of students*: 27

Nationality mix*: Brazil, Colombia, Japan, Korea, Taiwan, Spain, Italy.

End of course certificate: You will receive a course certificate at the end of your course.

Accommodation

Accommodation is a vital part of your experience in a new country. Your new home is an important part of your study experience. Each school has specially chosen options to help you make the most out of your stay. Homestay and student residences offer different accommodation experiences, but always meet the highest EP standards.

*All accommodation options are based on availability. Please make sure you check with your representative if we have availability.

What accommodation option should I choose?

The choice of accommodation depends on your preferences, needs, and budget. Below are some important factors you need to consider.

Homestay

- Immerse yourself in local culture & customs.
- Host assistance for questions.
- Towels, kitchen utensils, and more are provided.
- Budget-friendly.

- May not be as social.
- Host rules may apply.
- It could be up to 60 mins travel.

Student residence / hostel

- Budget-friendly.
- Easy access to good facilities and nearby amenities.
- Easier to socialise.

- Noise levels might be high.
- Might be sharing facilities with other students.
- You might not be able to choose your flatmates.

Shared apartments

- Meet other students from all over the world.
- Easier to socialise.
- Can be more affordable.

- May have to deal with shared chores and responsibilities.
- You might not be able to choose your flatmates.

Booking student accommodation in 3 simple steps

Step 1

You can indicate your preferred type of accommodation (homestay, student residence) on the application form during your enrolment for a course.

Our Student Services team will record your preferred choice of accommodation.

Step 2

EP will only be able to secure the accommodation option once the invoice has been paid.

Our team will send you the accommodation confirmation with further details regarding your selected option.

Step 3

You will need to confirm your arrival and send your flight details to our team, as soon as the flight is booked and no later than one week before the flight date. Our team will then be able to book and confirm your accommodation and/or transfers and provide more details within the confirmation document.

If you arrive at a residence or homestay between 22.00–08.00 you may be asked to book alternative accommodation in a hotel on the first night due to late/early arrival at the accommodation.

Homestay

Half - board homestay	2 meals per day (breakfast, dinner) from Monday to Friday. 3 meals per day Saturday and Sunday. 16 meals per week.
Dinner only	1 meal per day (dinner) from Monday to Sunday. 7 meals per week.
Self catering	No meals provided. Student will be able to cook in the kitchen

- The average commute is between 40-60 minutes by public transportation.
- Live in the home of a local resident.
- Comfortable, safe environment with meals prepared for you.
- Opportunity to practice English with your Host.

Things students need to bring

Toiletries, personal items to make student's room feel at home, prescription medication, SIM card (these can be purchased near the school), a small gift for the host family (not required)

Meals provided

Yes (depends on booking type, please refer to the table at the top of the page).

Breakfast: Breakfast is usually a light meal consisting of cereal, fruit, toast, juice, or coffee. Hosts will usually ask you prepare your own breakfast.

Lunch (If full-board): Your host family will prepare a packed lunch for you, which usually consists of a sandwich, fruit and a drink.

Otherwise: You will be responsible for buying your own lunch at school, from a local restaurant, or the local shops.

Dinner: You will usually eat dinner with your host, or occasionally you may prepare your own meal with food supplied by your host.



Services included

Bed linen, towels, telephone use for emergencies, students need to make sure to discuss laundry with their host family after they arrive as laundry facilities will depend on your individual homestay.

Extra cost of services: No.

Will the homestay arrange to pick up the student from the airport?

Sometimes. Please book your airport transfer with your EP school. The transfer to your accommodation will then be organized accordingly and may be arranged by either the family or a transfer service.

Transport to school

Your host will help you to find your way to and from school on your first day and will show you how to use public transport.

Where are the host families located?

Metropolitan Brisbane area

Additional information

Homestays are a 40-60 minute commute to the school.

BUNKBrisbane

Discover modern comfort in the heart of the vibrant Fortitude Valley district. Each stylish studio features contemporary furnishings, fully-equipped kitchens, and high-speed Wi-Fi. Enjoy stunning river views, vibrant local culture, and easy access to Brisbane city centre. Experience the perfect blend of luxury and convenience at BUNKBrisbane and just a short walk from the centre of the city or the QR Fortitude Valley Train Station.

- Share Dorms, Private Rooms
- Swimming Pool
- Secure Swipe Card access
- Laundry facility on site
- Community kitchens
- Free unlimited High Speed Wi-Fi
- 24hr Reception

Address: 21 Gipps Street, Fortitude Valley, QLD 4006

About the hostel

Accommodation types:

- Share Dorms (4, 6, 8 person; Female only dorms)
- Private Rooms

Bedrooms: The bedroom contains the following: bed, pillow, bedding.

Bed size: Single bed / Bunk bed.

Bathroom: Bathrooms available on all floors.

Kitchen: Share communal kitchen.

Facilities: Spacious lobby, Bar/ Restaurant on site, WIFI included. (See above for all facilities)

Extra costs facilities: Laundry room onsite.

Neighbourhood: Fortitude Valley is the centre of the Brisbane nightlife scene. The property is located in a vibrant hub close to all amenities such as supermarkets, pharmacies, Doctors. Downtown Brisbane is only a short 15 min walk away.

Visitors/guests: Are welcome to book their own room.

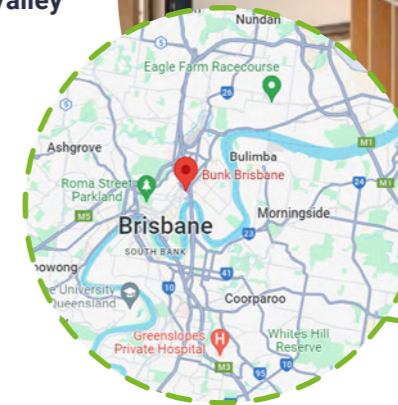
Noise: Residents are required to respect all other residents and maintain a level of noise that does not disturb others. Quiet hours are 10pm-8am.

Smoking: All facilities and residents' rooms are non-smoking.

Reception/security desk: 24hr fully staffed Reception Desk.

Accommodation location: 20 mins from the centre of the city and EP Brisbane campus, close to all bus, train and ferry routes.

Cleaning service: The room is regularly maintained by the Bunk team.





Social programme

Brisbane is Australia's third largest city (and one of the largest space-wise in the world) and it is known for its relaxed lifestyle and mild year-round weather.

With Streets Beach and Southbank being just minutes from the city centre and the Brisbane River snaking throughout the city there is always somewhere to go! As the campus grows and expands a more diverse and vibrant social programme will develop.

- Examples of social activities**
- Museum \$ free
 - Ten Pin bowling \$25
 - Canoeing trip \$50
 - Story Bridge Climb \$140
 - Attend football game \$30
 - Dreamworld \$120
 - Movieworld \$120
 - Seaworld \$120
 - Australia Zoo \$62
 - Lone Pine \$39

Sample of things to do in Brisbane



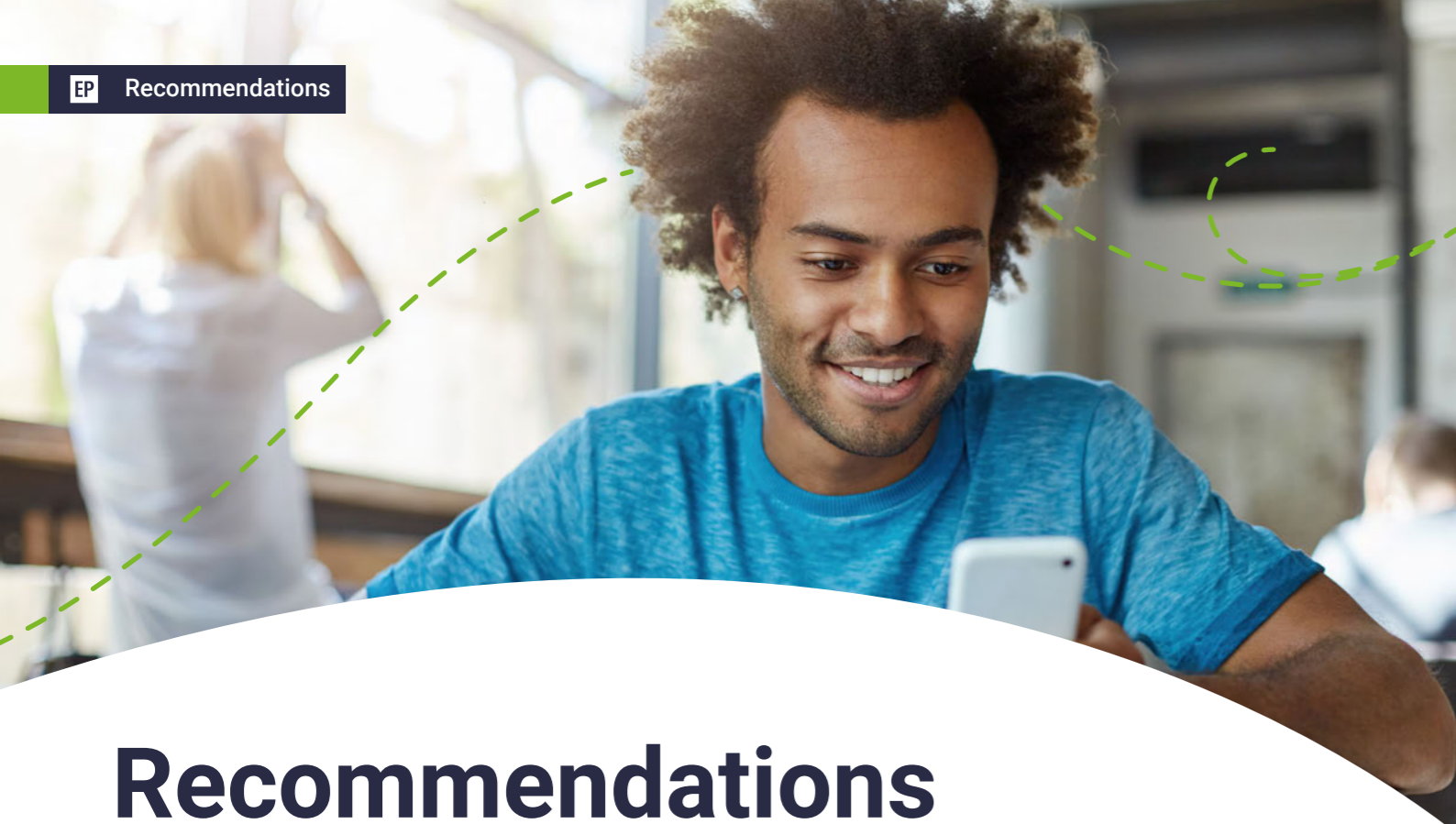
 **Sample timetable**

Mon	Tue	Wed	Thu	Fri	Sat/Sun
Streets Beach	Museum and Cultural Centre	Botanic Gardens	Escape Room	Pub Night	Dreamworld

GOLD COAST Travel time: 1 hours, price of return ticket: \$48

SUNSHINE COAST Travel time: 1.5 hours, price of return ticket: \$60

 **Examples of nearby cities to visit**



Recommendations

Checklist & other useful information

Here are a few important items that you should bring with you:

- Passport
- Acceptance letter
- Accommodation letter
- Proof of health/medical/travel insurance
- A bit of cash and credit/debit cards/Apple or Google Pay
- Weather-appropriate clothing (depending on the season you come to Brisbane)
- Adaptor for electrical appliances (230V three pin)
- Prescription medication and medical records
- Emergency information

Before you leave your country

Here are some important things you need to know to make your arrival as smooth as possible. Use our checklist to ensure you don't forget anything and are prepared for the exciting times ahead.

Pocket money

Recommend weekly budget: \$250 (excluding accommodation). This should cover expenses, laundry, local travel and activities. You will need additional money if you want to take weekend trips. Bring \$100 with you in cash and a debit or credit card. You will need to check with your financial institution to make sure you will be able to withdraw money from an Australian ATM. Do not bring foreign currency. It is not wise to carry around large amounts of cash.

Clothing

Most students dress casually for classes, but you should bring nice clothes for going out and sportswear for sports and outdoor activities. The climate is changeable and maybe different from your own. The typical temperature is 20-29°C in the summer and 10-22°C in the winter. Brisbane experiences Tropical Spring and Summer rain and occasional colder Winter rain.

Electrical current

Standard voltage in Australia is 230 volts; remember to bring an adaptor with you or buy one when you arrive.

When you arrive in Brisbane



Arriving at the airport in a foreign country can be overwhelming. To better prepare yourself, make sure that you have read the information below about your arrival and how to get to your accommodation. If you get lost or confused upon arrival, don't be afraid to ask the airport staff for help as they will be happy to give assistance.

EP transfers

Students should arrive at Brisbane International Airport. Occasionally Students may arrive at Coolangatta Airport (Gold Coast) which is around 1 hour from Brisbane – additional and larger Airport Transfer costs would apply. We request that you book your flights according to the starting date of your specific program. You must arrive on the Saturday or Sunday prior to your course start date. If you have booked a transfer service, a driver will meet you outside the customs area and drive you to your homestay or residence. Please ensure you arrange and pay the transfer fee in advance.

Transfer service emergency contact details

If you have any flight changes, miss a connecting flight or need help meeting the transfer service, you should call one of the following emergency numbers. Please be prepared to tell them your name, school name (English Path) and location. Students should only accept a transfer from a greeter with the official English Path signage.

Transfer service emergency number:
+61 461 331 754 *Interim number (Mark Bailey)

Independent transfers

Uber cost: \$40-60, journey time: 20-40 minutes depending on location

Taxi service cost: \$45-70, journey time: 20-40 minutes depending on location

Public transport: From the beginning of August, Brisbane will trial all Public Transport for only 50c. (This will be the cheapest in Australia!)

Living costs (sample prices for items in this city)

- Bottle of water
- Coffee: \$2-6
- Can of coke: \$3
- Meal out for two: \$60
- Takeaway pizza: \$15
- Sandwich: \$10
- Local bus ticket: .50c to \$3.55
- Local subway ticket: .50c to \$3.55
- Bike/Scooter rental: \$10
- Cinema ticket: \$15

Local customs

- Women in Australia are equal to men and should always be treated fairly.
- Australian people talk to strangers in public. This is a great way to practice English, but caution should be taken. You should not give out your address and telephone number, or accept inappropriate invitations.
- **"Please"** and **"thank you"** are very important words! Always use them if you ask someone to do something for you, or if they help you or give you information.
- Australia is a culturally diverse nation where people of all ethnic backgrounds are treated equally.
- Tipping in restaurants or for other services is rarely required in Australia but can be offered in high end restaurants or for outstanding service anywhere. If you choose to tip it should be no more than \$5. Fast food is not tipped but you could offer a tip for exceptional service if food is delivered promptly or perhaps in bad weather.

Health and safety

- **Medical insurance:** All students must have travel or medical insurance/OSHC (Student Visa Holders) for the duration of their stay in Australia. They can either book medical insurance offered by English Path or they can choose their own.
- **If you get sick:** If you get sick while in Australia you should visit a doctor. You can ask the Student Services team or your host family and ask where the nearest doctor is. If you have a minor illness you can ask staff at a local pharmacist for advice. Remember to bring any relevant insurance or medical documentation with you.

- **Protecting your belongings:** We strongly recommend you take out travel insurance for your personal belongings, especially cameras, music players, mobile phones and laptops. Personal items cannot be covered by English Path homestay or residence insurance.
- **Prescription medication:** Remember to bring enough of your prescribed medication with you as Australian pharmacists will not dispense a foreign prescription. International customs agents may ask you questions about your medication upon your departure or arrival, so be sure to pack it carefully. Bring any important medical records (blood type, prescriptions, x-rays) that might be useful for medical care abroad as well as contact information for your health care providers at home.
- **Staying safe at school:** If you or another student has an accident or needs urgent medical attention, please come to reception where the First Aider is located.
- **Fire safety:** If you discover a fire, press the fire alarm button on the nearest alarm. Leave the building immediately via the fire exit. Make sure you tell a member of EP staff exactly what happened so they can call 000. If you hear the fire alarm, leave the building immediately. Do not run, use the lift or stop to collect your belongings. EP staff will guide you to the fire exit. Go to the assembly point. Follow any instructions given by a member of EP staff and do not go back into the building until you are told to do so by EP staff.
- **Personal safety and looking after valuables:** Brisbane is generally a safe place but, as with a lot of big cities, you should always be alert. Some tips are: Be alert when you are walking alone at night. Avoid carrying large amounts of cash. Do not leave your belongings unattended. In Australia, you do not need to always carry your identification card or passport with you, you can keep it at home and carry a picture of your ID on your phone or a photocopy in your bag.

Emergency services

- Call 000 in case of fire, a medical emergency or if you need the police.

Medical costs

Medical costs are at the discretion of your local doctor or hospital. Minimum medical costs are as follows:

- Consultation with a doctor: \$75-100
- Prescriptions at a chemist: \$5-30 per item
- Dental treatment: \$150
- Eye test or new glasses: \$100

Laws

- No one under the age of 18 in Queensland may buy or consume tobacco or alcohol, including beer and wine. It is against the law to buy tobacco or alcohol for someone you know who is under the age of 18.
- Driving under the influence of alcohol is a very serious crime and police make regular random checks.
- You will need international ID to enter bars, clubs or pubs (e.g. Passport, ID card, driver's license).
- Buying, selling and using drugs is illegal.

Student code of conduct

- You must attend all classes. If you do not attend your classes your representative will be informed. If you do not then improve your attendance you may be sent home. 85% attendance is needed to be able to receive a certificate of completion.
- Be on time for all your lessons.
- Always tell English Path if you are going to be absent from school for any reason and tell your host family if you are going away overnight.
- If you commit a criminal offence or have to be severely disciplined, you will be sent home. We will also inform the immigration authorities.
- Be respectful, polite and open to different cultures.



Study tips

Study skills

Study skills are how we can organise and improve our learning. For example, what do we do when we learn a new word? Do we make notes? How? It's very important that we are organised in the way we learn, so that we have much better chance of remembering the language and can use it correctly in the future. We would like to teach you some ways to keep learning and improving your English skills. If you practice these Study Skills, it will help you to continue your English language learning wherever you are.

Using a dictionary

Dictionaries are a useful resource for researching different meanings, collocations, examples of use and standard pronunciation. Use a mono-lingual dictionary and focus on understanding the meaning rather than the translation of individual words. Translating individual words can often lead to misunderstandings. A great big paper mono-lingual dictionary is best but Cambridge, for example, has an advanced learners' dictionary at www.dictionary.cambridge.org, which is easy to use and provides examples of word use.

Learning vocabulary

When you record vocabulary, you should also include longer phrases like phrasal verbs (e.g. get away with), multi-word expressions (e.g. How's it going?), idioms (e.g. raining cats and dogs), and collocations (e.g. take a chance). Please see the language bank, irregular verbs and phonemic chart in our blog.

Tracking your progress

As well as placement, weekly and monthly testing, there will be a group study skills session every four weeks where your teacher will give feedback to the class and tips about how to improve in the areas you need help with.

Useful links:

- bbclearningenglish.com
- englishclub.com
- lyricstraining.com
- ted.com
- voscreen.com

Learning resources

Listening - what to listen to?

Try to listen to as many different types of spoken English as possible, to improve your listening. You can find lots on the internet:

- Music and songs
- TV shows, the news and films
- Speeches and interviews
- Audiobooks

Writing - What to write?

Getting the new language you've learnt on paper can really help to consolidate your learning. Think about the language you've learnt that week and try the following:

- Write an email to a friend/teacher
- Write a diary/journal
- Write a shopping list

Reading - What to read?

There's so much you can read to practice your skills; it doesn't have to be a book. You can read signs, newspapers, or even the back of food packets!

- Find an interesting article online?
- Choose a book you've read in your own language and get reading!

Find an e-book and read it on your daily commute. This site has lots of free ones: gutenberg.org

Further study in Australia or the UK

• If you are looking to attend university or study in Australia or the UK, you can ask the Student Services or Academic Team for advice. We are here to provide advice and options on further study or higher education. Our partner school GBS also offers a range of further and higher education courses.



Brisbane airport transport

Brisbane Airport

Closest airport: Brisbane International airport

Mode	Line or number	Cost	Duration (to the centre)
Airport to city centre by bus:	Bus to Skygate then Bus 590 to Brisbane city	\$3.55	60 minutes
Airport to city centre by train:	Airtrain	\$21.90	20 minutes
International train station to city	N/A	N/A	N/A

- If you choose to book an airport transfer, your flight details should be sent to us 4 weeks in advance to ensure we will be able to provide you an airport transfer.
- A driver will meet you after you come through the customs area and drive you to your accommodation.

*Students under 18 years old must book homestay breakfast and dinner & return airport transfers.

 [@englishpathschools](https://www.instagram.com/englishpathschools)

 englishpath.com



