



English
Path



Student Handbook

2025

London Canary Wharf



Welcome to
English Path.

This guide will help
you make the most
of your experience
at EP Canary Wharf.

Contents

About Canary Wharf	4
About the school.....	6
About your course.....	8
Accommodation.....	11
Homestay.....	12
Chapter Lewisham Residence.....	13
Scape	14
McMillan	15
Social programme.....	16
Recommendations.....	17
When you arrive	18
Further education advice ...	21
Study tips	22
Airport transport	24
International train	26
stations	



About London Canary Wharf



Famous landmarks

'Big Ben', Houses of Parliament, The London Eye, The Shard, Westminster Abbey, St. Paul's Cathedral, Wembley Stadium, The Tower of London, Tower Bridge, Buckingham Palace, Trafalgar Square



City personality

Academic, active, artistic, big city, bike-friendly, business capital, creative, cultural, eco-friendly, foodie scene, friendly, iconic landmarks, modern, plentiful green spaces, unique, vibrant, youthful



Restaurants within a 20-minute walk

Modern British, Italian, Ice cream, American, Chinese, pan Asian, Indian, Jamaican.



Alternative things to do

- Explore street art across the city: Shoreditch, Brick Lane, Waterloo Tunnel, Camden.
- Take in beautiful views of the city at Sky Garden (free entry, must pre-book online at least 1 month ahead).
- Browse priceless antiques across vintage markets (Wembley *last Wednesday of every month*, King's Cross, Brick Lane, Portobello Road, Hackney Flea market.
- Brixton Windmill.
- Visit the old London Wall.



What makes this city unique?

The biggest metropolitan and multicultural city in the UK, with fascinating history, a vibrant artistic scene, and a variety of cuisines from around the world.



Transport within a 10-minute walk

- East India, DLR Station (underground), 4 - minute walk
- Blackwall, DLR Station (underground), 7 - minute walk
- Bus stops D3 & N550 (bus), 5 - minute walk (buses to Canary Wharf centre, Limehouse Whitechapel, and Bethnal Green).

5

Reasons to choose this city

1

One of the most diverse cities in the world

2

Rich with historical landmarks and attractions

3

Home to the oldest and amongst the most efficient transport system in the world

4

Canary Wharf is known for its modern skyscrapers, stunning bridges, and impressive public spaces

5

Vibrant nightlife (Bars, Pubs, Music venues)



Why choose to study in our Canary Wharf school?

- Close to the **centre of London**.
- Campus is based in a **professional, business environment**.
- Minutes from **excellent transport links**.
- A range of nearby **eateries and supermarkets**.
- **Social programme** with afternoon, evening, and weekend trips.
- **Experienced** customer service & academic team.



Find us on Google maps

Global Banking School, Import Building, 2 Clove Crescent, East India, London E14 2BE
At this address since: 2021

Phone: +44 (0) 759 841 4651
Emergency phone: +44 (0) 749 400 2815



Staff



Meet the team



- **Languages spoken by staff:** English, German, Turkish, Portuguese, Spanish, Mandarin, Cantonese, Urdu.

Services & facilities

- **Buildings:** 1
- **Floors:** 1
- **School facilities:** Student lounge, Microwave facilities, self-study area, library, toilets, prayer room, wi-fi (free), elevator, underground parking, modern & spacious classrooms with smart TVs, AC/Heating, on-site.
- **Other services provided:** Social activity programme, airport transfer, medical insurance.
- **Levels of English offered:** Intermediate and Upper-Intermediate.
- **Reception:** The friendly student services staff can direct you to the EP front desk and classrooms. A Student Services Officer and an Director of Studies will always be present to answer any questions you may have.

School holidays & London public holidays

The school is going to be closed on the below dates. Please make sure to book your course/accommodation accordingly. Course days that fall on a public holiday are not reimbursed.

Public holidays will be:

- **2025:** 01 Jan, 18 - 21 Apr, 05 May, 26 May, 25 Aug, 22 - 26 Dec.

The above dates are observed as holidays in the year. If you arrive on a week where the Monday is a holiday, your first day of school will be a Tuesday.

Close to your EP school

Our centrally located school is walking distance to:

- Cafés and restaurants** 3-10 minutes
- Train station** 5 minutes
- Supermarket** 3 minutes
- Bank** 20 minutes
- Post office** 8 minutes
- ATM** 7 minutes
- Pharmacy** 5 minutes
- Water front/lake** 3 minutes
- Gym** (within campus, please ask student services how to register) 1 minute

Need help? Not satisfied? Have a problem?

At EP we believe that communication and an open-door policy is key to efficiently resolving any issue you might have. If you need help, are not satisfied with one of our services or you need advice, please talk to our staff at school. They will be able to help and assist quickly with any concerns you might have.

First day at school

- Inductions start at 08:45am (for morning students), and 12:00pm (for afternoon students).
- This includes a placement test, induction presentations about the school and academic programmes and the distribution of class timetables.
- A tour of the local area.
- Have their picture taken for Student I.D. card.
- Must complete the emergency contact details & publicity consent form.
- A welcome coffee (midday).
- Classes begin at: 09:15am (classic morning), 12:45pm (elective/semi-intensive), 01:45pm (classic afternoon).
- On their first day, you are expected to bring your passport and proof of medical insurance.
- You will receive a welcome bag with complimentary goodies and a SIM card if you need one.

Your weekly class timetable

	Hours pw	What	Lesson times
Classic Morning 30+	15	General English	09:00 - 12:15
Semi-intensive Morning 30+	22	Classic Morning + Elective + Speaking Skills (Tues/Wed)	09:00 - 13:30 09:00 - 14:45 (Tues & Weds)
Classic Afternoon 30+	15	General English	13:45-17:00
Semi-intensive Afternoon 30+	20	Classic Afternoon + Elective	12:30-17:00
Super-intensive 30+	30	Classic Morning + Classic Afternoon	09:00-17:00

Courses

- **Classic (Morning/Afternoon)**
15 hours per week
- **Semi-intensive Morning**
22 hours per week
- **Semi-intensive Afternoon**
20 hours per week
- **Super-intensive**
30 hours per week
- **One-to-one**
Up to 20 Lessons
- **Professional Certificates:**
Business Management
Leadership Digital Marketing

Extracurricular activities

- Daily activities (afternoons and/or evenings)
- Monthly course tutorials
- Monthly skills test
- Weekly unit test
- Masterclass Programme (seasonal 12-week programme)
- Conversation clubs (weekly)

Electives list sample

English Path offers a variety of elective courses that allow students to explore their interests and develop their skills. These courses are taught by experienced and qualified teachers, and they are a great way to supplement your general English studies. Electives depending on your level of English, the EP campus and current availability:

- Speaking
- Listening
- Reading
- Writing
- Pronunciation
- Idioms and Phrasal verbs
- Grammar
- Vocabulary
- Everyday English
- Debate and Public Speaking
- Business English
- English for Hospitality
- Digital Marketing
- Personal Branding
- IELTS Preparation
- Academic Skills
- Employability Skills

Teaching methodology

At English Path we use the communicative approach which means:

- A focus on speaking
- Interactive lessons
- Noticing students' gaps and reacting to them
- Going beyond the textbook
- English for real life outside the classroom
- Understanding each student's individual needs

All EP teachers are trained in this approach from their first day, so students have the same experience in all levels at all EP locations.

[Take a look at our graduation ceremony](#)



School material

Books: Empower (Cambridge) Language Hub (Macmillan), Outcomes (Cengage).

Additional material used: Audio, Digital Presentation Material, Authentic Materials.

Students

Average number of students per Class: 12

Minimum age of students: 30

Average age of students*: 47

Nationality mix*: Colombia, Brazil, Ukraine, Turkish, Italian, Spanish, French.

*As per 2024 stats. Nationality mix and age varies.

End of course certificate: you will receive a course certificate at the end of your course.

[@englishpathschools](#)

Accommodation

Accommodation is a vital part of your experience in a new country. Your new home is an important part of your study experience. Each school has specially chosen options to help make the most out of your stay. Homestay and student residences offer different accommodation experiences, but always try to meet the highest standards.

Please make sure you check with your representative, as all accommodation options are based on availability.

Which accommodation option should I choose?

The choice of accommodation depends on your preferences, needs, and budget. Below are some important factors you need to consider.

Homestay

- Immerse in local culture & customs.
- Host assistance for queries.
- Towels, kitchen utensils, and more provided.
- Budget-friendly.



Student residence

- Easy access to good facilities and nearby amenities.
- 24h assistance.



- May not be as social.
- Host family rules may apply.
- It can be up to 75mins travel.

- Noise levels might be high.
- Might be sharing facilities with other students.
- Might be expensive.

Booking student accommodation in 3 simple steps

Step 1

You can indicate your preferred type of accommodation (homestay, shared apartment or residence) on the application form during your application for a course. Our Student Services team will record the preferred choice of accommodation.

Step 2

EP will be able to secure the accommodation option once the invoice has been paid. Our team will send you the accommodation confirmation with further details on the selected option.

Step 3

You will need to confirm your arrival and send your flight details to our team, as soon as the flight is booked and no later than one week before the flight date. Our team will be able to book and confirm your accommodation and/ or transfers and provide more details within the confirmation document.

If you arrive at a residence or homestay between 22.00–08.00 you may be asked to book alternative accommodation in a hotel on the first night due to late/early arrival at the accommodation.

Homestay

Half board homestay*	2 meals per day (breakfast, dinner). 14 meals per week. (Mon-Sun).
Bed and breakfast*	1 meal per day (breakfast). 7 meals per week. (Mon-Sun).

*Students that have chosen these options might not be allowed to cook in the kitchen. They will have to order meals from restaurants, etc.

Things students need to bring

Toiletries, personal items to make student's room feel like home, prescription medication, a small gift for the host family (not required)

Meals provided

Yes (depends on booking type, please refer to the table at the top of the page).

Meals are usually eaten with the family unless otherwise arranged and special diets such as vegetarian, halal and other requirements can be catered for an additional fee. Please tell us if you have a special requirement when you request your accommodation.

Breakfast: Breakfast is usually a light meal consisting of cereal, fruit, toast, juice, or coffee. Hosts will usually ask you to prepare your own breakfast.

Lunch: You will be responsible for buying your own lunch at school, from a local restaurant, or the local shops.

Dinner: If you book Half Board, you will usually eat dinner with your host, or occasionally you may prepare your own meal with food supplied by your host, please expect your host to set the dinner time and let them know if you are unable to arrive on time.



Services included

Bed linen, towels, telephone use for emergencies. Students need to make sure to discuss laundry with their host family after you arrive as laundry facilities will depend on the individual homestay.

Extra cost of services: Some hosts might charge a fee for the use of kitchen if you want to prepare your own meals.

Will the homestay arrange to pick up the student from the airport?

No, however, you can book your airport transfer with your EP school. The transfer to the accommodation will then be organised accordingly.

Transport to school

Your host will help you to find your way to and from school on your first day and will show you how to use public transport.

Where are the host families located?

Homestays are situated within 30-55 minutes of the city centre in different areas of the city.

Chapter Lewisham Residence

Relax in this centrally located residence in the heart of London, and close to public transport to travel to our English Path locations.

Features and Facilities:

- Comfortable studio rooms
- Gym available to use
- Laundry facility on site
- Wi-Fi across the residence
- Outdoor terrace
- Game area

Address: 46 Thurston Road, London, SE13 7SD

About the residence

Accommodation types: Studio room with private bathroom and kitchen area.

Bedrooms: The bedroom contains the following: bed, pillow, bedding, chair, desk, window and closet.

Bed size: Double bed with storage underneath.

Bathroom: Private bathroom with shower

Kitchen: Private kitchenette including microwave oven, small fridge/freezer, induction hob and sink.

Facilities: Lobby areas, on-site gym, laundry facilities, games room and outdoor terrace.

Extra costs: Laundry facilities – prices may vary depending on location. Student to provide own washing powder.

Neighbourhood: 10 mins away walking distance from Lewisham railway station, supermarkets and restaurants/cafes within walking distance.

Visitors/guests: No overnight guests allowed.

Noise: Residents are required to respect all other residents and maintain a level of noise that does not disturb others. Quiet hours are 10pm-8am.

Smoking: All facilities and residents' rooms are non-smoking.

Reception/ security desk: 24-hour reception.

Cleaning service: Rooms cleaned before check-in, students responsible for cleanliness of own room and kitchen/living spaces.

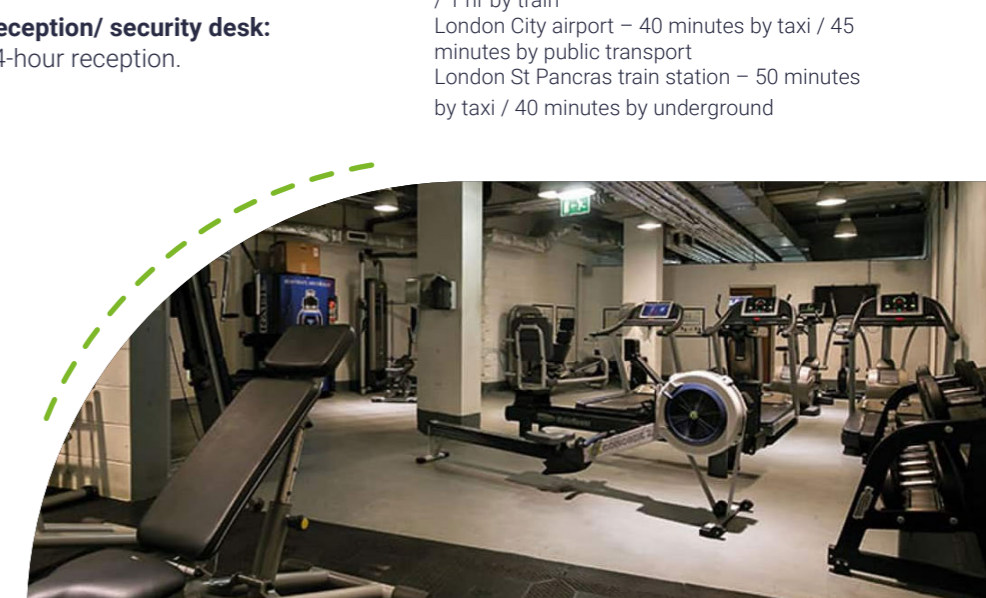
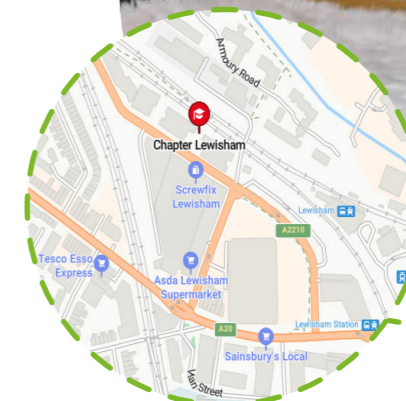
Beddings/towels: Bedding and linen provided on check in, student responsible for cleaning of linen. Student to bring their own towels.

Minimum stay: 2 weeks minimum stay.

Check-in/check-out: Check in from 4pm / check out 10am.

Accommodation location (approx. times):

Up to 40 minutes by public transport to EP Canary Wharf.
 London Heathrow airport – 1 hr 35 mins by taxi / 1 hr 20 minutes by train and underground
 London Gatwick airport – 1 hr 5 minutes by taxi / 1 hr by train
 London City airport – 40 minutes by taxi / 45 minutes by public transport
 London St Pancras train station – 50 minutes by taxi / 40 minutes by underground

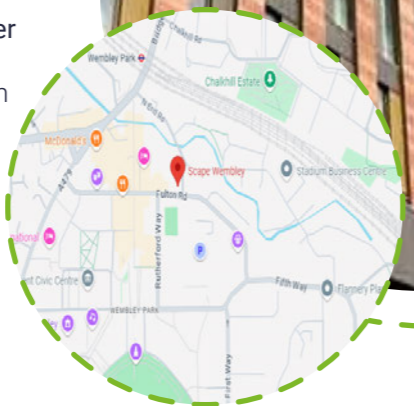


Scape Wembley Residence

Within easy reach of English Path London and central London, our studio rooms in this residence provide the comfort you need to relax, focus on your studies, and have fun! Take advantage of the amazing on-site facilities and the vibrant local area, full of shops, restaurants, cafés, and Wembley Stadium, the home of football.

- Private dining room to host your friends for dinner
- On-site laundry facilities
- Social and study spaces, including a cinema room
- Wi-Fi throughout the residence
- 24-hour security on-site
- Gym available for use
- Courtyard

Address: Fulton Road, Wembley Park, Wembley, HA9 0LR
Travel time to Canary Wharf: 60 minutes



About the residence

Accommodation types: standard studio

Bedrooms: the bedroom includes the following: bed, pillow, bedding and linen, chair, desk, window, and wardrobe.

Bed Size: small double bed with under-bed storage.

Bed Size: en-suite with shower.

Kitchen: private kitchen with fridge/freezer, microwave oven, and sink basin.

Facilities: on-site gym, cinema room, games room, social spaces, lounge areas, study rooms and laundry facilities.

Extra cost facilities: laundry facilities – prices may vary depending on location. Students must provide their own washing powder.

Visitors/guests: no overnight guests.

Noise: residents are required to respect other residents and maintain noise levels that do not disturb others. Quiet hours are from 10 pm to 8 am.

Smoking: no smoking allowed anywhere in the residence.

Reception/security desk: 24-hour reception

Cleaning service: rooms are cleaned before check-in. Students are responsible for the cleanliness of their own room.

Beddings/towels: bedding and linen are provided at check-in. Students are responsible for cleaning their own linen. Students must bring their own towels.

Minimum weeks requests: a minimum stay of 2 weeks is required.

Check-in/check-out: check-in from 4 pm / check-out by 10 am.

Important note: To lock their rooms, students need to touch the fob key on the sensor once they close their room door, otherwise anyone can open it.

Accommodation location:

• Up to 60 minutes by public transport to English Path London

• Up to 1 hour 10 minutes by public transport from Heathrow Airport

• Up to 1 hour 20 minutes by public transport from Gatwick Airport

• Up to 1 hour 10 minutes by public transport from London City Airport

• Up to 30 minutes by public transport from St Pancras International station



McMillian Residence

Nestled in a vibrant and welcoming community, McMillian Residence offers a perfect blend of comfort, convenience, and modern living. Designed with students and young professionals in mind, this residence boasts contemporary interiors and thoughtfully crafted spaces. Each room is furnished to provide a cozy and productive environment, with amenities that cater to both study and relaxation.

- Prime location
- Modern facilities
- Fully furnished rooms
- Community atmosphere
- 24-Hour security on-site
- Close to attractions
- Flexible options

Address: Creek Road, London SE8 3BU
Travel time to Canary Wharf: 20 minutes



About the residence

Accommodation types: standard studio

Bedrooms: the bedroom includes the following: bed, pillow, bedding and linen, chair, desk, window, and wardrobe.

Bed Size: small double bed with under-bed storage.

Bed Size: en-suite with shower.

Kitchen: private kitchen with fridge/freezer, microwave oven, and sink basin.

Facilities: on-site gym, cinema room, games room, social spaces, lounge areas, study rooms and laundry facilities.

Extra cost facilities: laundry facilities – prices may vary depending on location. Students must provide their own washing powder.

Visitors/guests: no overnight guests.

Noise: residents are required to respect other residents and maintain noise levels that do not disturb others. Quiet hours are from 10 pm to 8 am.

Smoking: no smoking allowed anywhere in the residence.

Reception/security desk: 24-hour reception

Cleaning service: rooms are cleaned before check-in. Students are responsible for the cleanliness of their own room.

Beddings/towels: bedding and linen are provided at check-in. Students are responsible for cleaning their own linen. Students must bring their own towels.

Minimum weeks requests: a minimum stay of 2 weeks is required.

Check-in/check-out: check-in from 4 pm / check-out by 10 am.

Accommodation location:

• Up to 20 minutes by public transport to English Path London

Important note: To lock their rooms, students need to touch the fob key on the sensor once they close their room door, otherwise anyone can open it.



Examples of social activities

- Tate Britain: free
- Borough Market: free entry, £7-13 for food
- Greenwich Peninsula Golf: £15 per person
- Canary Wharf outdoor Cinema (summer): free
- O2 Arena bowling: £8-12 per person
- Chinatown walking tour: free (not including food)
- River Thames boat tour: £14 Per person
- (On-campus) creative writing workshop: free
- Westminster walking tour: free

Social programme

At English Path, our students take advantage of what London has to offer with our social programme.

London, the UK's largest city, is one of the most multicultural cities in the world. Its diverse population reflects the city's cultural scene. London is home to numerous museums, galleries, festivals and sports activities.

Check our live social programme here



Example timetable

Mon	Tue	Wed	Thu	Fri	Sat/Sun
Conversation Club	Evening at Greenwich Golf Peninsula	Visit Art gallery/ Museum visit	Market visit: Borough, Camden	Friday evening dinners and/ or pub nights	Daytrip to nearby city: Oxford, Cambridge, Bath



Recommendations

Checklist & other useful information

Here are a few important items that you should bring with you:

- Passport
- Acceptance letter
- Accommodation letter
- Proof of health/medical insurance
- A bit of cash and credit/debit cards/ Apple or Google Pay
- Weather-appropriate clothing (depending on the season you come to London)
- Adaptor for electrical appliances
- Prescription medication and medical records
- Emergency information
- Toiletries
- Notebook and pen
- Backpack for classes, social programmes, and daytrips
- Reusable water bottle

Before you leave your country

Here are some important things you need to know to make your arrival as smooth as possible. Use our checklist to ensure you don't forget anything and are prepared for the exciting times ahead.

Pocket money

Recommend weekly budget: £150. This should cover expenses, laundry, local travel and activities. You will need additional money if you want to take weekend trips. Bring £100 with you in cash and a debit or credit card. You will need to check with your financial institution to make sure you will be able to withdraw money from a UK ATM. Do not bring foreign currency. It is not wise to carry around large amounts of cash.

Clothing

Most students dress casually for classes, but you should bring nice clothes for going out and sportswear for sports and outdoor activities. The climate is changeable and maybe different from your own. The typical temperature is 25-30°C in the summer and 2 to 6°C in the winter, although it can drop below freezing. Bring waterproof clothing if you're arriving in the autumn or winter.

Electrical current

Standard voltage in the UK is 230 volts; remember to bring an adaptor with you or buy one when you arrive.

School notifications

We encourage you to follow the school's Instagram account before you arrive and especially during your stay. This will give you an idea of what is happening at the school and help you connect with staff and students. This is also where we will post notification of any unexpected school closures: it is important you check our Instagram account for any messages while you are attending the school, especially if there is severe weather in the area (e.g. snowstorm, flood, etc.). If the school cannot open or school opening will be delayed, we will post a message as soon as possible (the night before or in the morning) to advise you of this, along with information on how to get further updates and any alternate scheduling (if applicable). Follow EP! @englishpathschoools

When you arrive in London



Arriving at the airport in a foreign country can be overwhelming. To better prepare yourself, make sure that you have read the information below about your arrival and how to get to your accommodation. If you get lost or confused upon arrival, don't be afraid to ask the airport staff for help as they will be happy to give assistance.

EP transfers

Students should arrive at Heathrow, Stanstead, Gatwick or Luton Airport. We request that you book your flights according to the start date. You must arrive on the Saturday or Sunday prior to your course start date. If you have booked a transfer service, a driver will meet you outside the customs area and drive you to your homestay or residence. Please ensure you arrange and pay the transfer fee in advance.

Transfer service emergency contact details

If you have any flight changes, miss a connecting flight or need help meeting the transfer service, you should call one of the following emergency numbers. Please be prepared to tell them your name, school name (English Path) and location. Students should only accept a transfer from a greeter with the official English Path signage.

Transfer service emergency number: + 44 749 400 2815

Independent transfers

Heathrow Express, National Rail, Underground, Mini cab

TAXI SERVICE Cost one way:

- Heathrow £125
- Gatwick £155
- Stansted £175
- Luton £175
- London City £125
- St Pancras £105

Living costs (sample prices for items in this city)

- Bottle of water: £0.75
- Coffee: £3.55
- Can of coke: £1.50-2
- Meal out for two: £50
- Takeaway pizza: £10-17
- Sandwich: £3
- Local bus ticket: £1.65
- London underground ticket: £2-5 (single journey)
- Bike rental: £2 for 30 mins Santander
- Cinema ticket: £16

Local customs

- Women in the UK are equal to men and should always be treated fairly.
- All people treat one another with dignity and respect. British people are very empathetic, often consider the feelings of others, and are willing to listen to those with different views and opinions.
- British people sometimes talk to strangers in public areas. This is a great way to practice English, but caution should be taken. You should not give out your address and telephone number or accept inappropriate invitations.
- "Please" and "thank you" are very important words! Always use them if you ask someone to do something for you, or if they help you or give you information.
- The UK is a culturally diverse nation where people of all ethnic backgrounds are treated equally. All individuals should challenge any prejudice they witness (prejudice is the negative opinion or feelings towards something or someone without reason).
- People in the UK leave a tip for good service in restaurants, hair salons and other places. The tip rate at most restaurants is about 10–15% of the bill and is sometimes included. Fast food is not tipped unless it is delivered. Porters in stations, airports and hotels should be tipped approximately £2 per bag. Taxi drivers are generally given a 15% tip.
- No one is above the law, which is put in place to protect everyone. Students should be aware of their legal rights and responsibilities. All individuals hold freedom of choice (within the law).

Health and safety

- **Medical insurance:** If you are studying in the UK for less than 6 months, you should take out private health insurance before coming to the UK.
EP offers free student insurance but it covers the basic medical treatment only. For more information visit www.englishpath.com/studentinsurance. If you need to see a doctor, you may go to one of the walk-in centres. To find the walk-in centres nearby you visit: clch.nhs.uk/services/walk-in-centres

- **If you get sick:** If you get sick while in the UK you should visit a doctor. You can ask the Student Services team or your host family where the nearest doctor is. If you have a minor illness, you can ask staff at a local pharmacist for advice. Remember to bring any relevant insurance or medical documentation with you.
- **Protecting your belongings:** We strongly recommend you take out insurance for your personal belongings, especially cameras, music players, mobile phones and laptops. Personal items cannot be covered by English Path homestay or residence insurance.
- **Prescription medication:** Remember to bring enough of your prescribed medication with you as UK pharmacists will not dispense a foreign prescription. International customs agents may ask you questions about your medication upon your departure or arrival, so be sure to pack it carefully. Bring any important medical records (blood type, prescriptions, x-rays) that might be useful for medical care abroad as well as contact information for your health care providers at home.
- **Staying safe at school:** If you or another student has an accident or needs urgent medical attention, please come to reception where the First Aider is located.
- **Fire safety:** If you discover a fire, press the fire alarm button on the nearest alarm. Leave the building immediately via the fire exit. Make sure you tell a member of EP staff exactly what happened so they can call 999. If you hear the fire alarm, leave the building immediately. Do not run, use the lift or stop to collect your belongings. EP staff will guide you to the fire exit. Go to the assembly point. Follow any instructions given by a member of EP staff and do not go back into the building until you are told to do so by EP staff.
- **Personal safety and looking after valuables:** London is generally a safe place but as with a lot of big cities, you should always be alert. Some tips are: Be alert when you are walking alone at night. Avoid carrying large amounts of cash. Do not leave your belongings unattended. In the UK, you do not need to always carry your identification card or passport with you, you can keep it at home and carry a picture of your ID on your phone or a photocopy in your bag.

Emergency services

- Call 999 in case of fire, a medical emergency or if you need the police.

Medical costs

- Please note that everyone is entitled to free emergency medical treatment in the UK. However, if you are admitted to hospital, you may be charged if you are not entitled to free medical care (as described before).

Laws

- Smoking is banned in all public buildings in Britain including bars, restaurants, shops, stations, cinemas, and all public transport. You can smoke on the street. No one under the age of 18 in the UK may buy or consume tobacco or alcohol, including beer and wine. If you are under 18, it's against the law for someone to sell you alcohol, to buy or try to buy alcohol, and for an adult to try to buy alcohol for you.
- For drivers, you must drive on the left hand side, observe all speed limits and signs, give way to emergency vehicles, obey all directions given by police, stop at red traffic lights, and must wear a seatbelt.
- Driving under the influence of alcohol is a very serious crime and police make regular random checks.
- You will need international ID to enter bars, clubs or pubs (e.g. Passport, ID card, driving license).
- Buying, selling and using drugs is illegal.

Student code of conduct

- You must attend all classes. If you do not attend your classes your representative will be informed. If you do not then improve your attendance you may not be able to continue your course. 85% attendance is needed to be able to receive a certificate of completion.
- Be on time for all your lessons.
- Always tell English Path if you are going to be absent from school for any reason and tell your host family if you are going away overnight.
- If you commit a criminal offence or have to be severely disciplined you will be sent home. We will also inform the immigration authorities.
- Be respectful, polite and open to different cultures.

Open bank account

- Main banks in the UK are HSBC, Barclays, Natwest, Nationwide and Santander. To open a bank account, the following documents may be needed:
 - Passport or EU ID
 - A valid visa
 - A school letter
- You can get the school letter from Student Services to take to the bank. For online banks, you may open your account online without the school letter from us.

Places of worship

Baptist

Poplar Baptist Church
2 Zetland St, London E14 6RB

Buddhist

Kagyu Samye Dzung London
Tibetan Buddhist Meditation Centre
15 Spa Rd, London SE16 3SA

Church of England

All Saints Church
Newby Pl, London E14 0EY

Hindu

Hindu Pragati Sangha
33 Rhondra Grove, London E3 5AP

Jewish

East London Central Synagogue
44 Nelson St, London E1 2DE

Methodist

Keir Hardie Methodist Church
14 Plymouth Rd, London E16 1PA

Muslim

Poplar Mosque & Community Centre
6 Webber Path, London E14 0FZ

Roman Catholic

St Mary's & St Joseph's Catholic Church
9 Pekin St, London E14 6EZ

Further Education Advice

Exam courses

• IELTS - English Path

IELTS Preparation course is for students who want to take the IELTS Academic Exam. This course is designed to prepare students at intermediate levels and above for the IELTS Exam. It aims to develop your English skills and improve your exam technique.

• Cambridge Exam preparation

The Cambridge exams are offered at the B2 First and C1 Advanced levels. They are an internationally recognised qualification which demonstrates your level of English to function at a high level in almost every English-speaking context, both professionally and academically.

• Further study in the UK

GBS - If you are looking to attend university or study in the UK, you can ask the Student Services or Academic Team for advice. We are here to provide advice and options on further study or higher education. Our partner school GBS also offers a range of further and higher.



Study tips

Study skills

Study skills are how we can organise and improve our learning. For example, what do we do when we learn a new word? Do we make notes? How? It's very important that we are organised in the way we learn, so that we have much better chance of remembering the language and can use it correctly in the future. We would like to teach you some ways to keep learning and improving your English skills. If you practice these Study Skills, it will help you to continue your English language learning wherever you are.

Using a dictionary

Dictionaries are a useful resource for researching different meanings, collocations, examples of use and standard pronunciation. Use a mono-lingual dictionary and focus on understanding the meaning rather than the translation of individual words. Translating individual words can often lead to misunderstandings. A great big paper mono-lingual dictionary is best but Cambridge, for example, has an advanced learners' dictionary at www.dictionary.cambridge.org, which is easy to use and provides examples of word use.

Learning vocabulary

When you record vocabulary, you should also include longer phrases like phrasal verbs (e.g. get away with), multi-word expressions (e.g. How's it going?), idioms (e.g. raining cats and dogs), and collocations (e.g. take a chance). Please see the language bank, irregular verbs and phonemic chart in appendix 1 and 2.

Tracking your progress

As well as placement, weekly and monthly testing, there will be a group study skills session every four weeks where your teacher will give feedback to the class and tips about how to improve in the areas you need help with.

• Useful links:

bbclearningenglish.com
englishclub.com
lyricstraining.com
ted.com
voscreen.com

Learning resources

Listening - What to listen to?

Try to listen to as many different types of spoken English as possible, to improve your listening. You can find lots on the internet:

- Music and songs
- TV shows, the news and films
- Speeches and interviews
- Audiobooks

Writing - What to write?

Getting the new language you've learnt on paper can really help to consolidate your learning. Think about the language you've learnt that week and try the following:

- Write an email to a friend/teacher
- Write a diary/journal
- Write a shopping list

Reading - What to read?

There's so much you can read to practice your skills; it doesn't have to be a book. You can read signs, newspapers, or even the back of food packets!

- Find an interesting article online?
- Choose a book you've read in your own language and get reading!

Find an e-book and read it on your daily commute. This site has lots of free ones: gutenberg.org

Library and study area

We have a bright and welcoming Library and Study Centre available for students, which provides a fantastic opportunity to help you get more out of your studies.

There are open study areas for group work and quiet areas for focused self-study. There are also a range of books and computers available for you to use and a Library Assistant will be available to help you find anything you need.





London airport transport

Heathrow Airport

Mode	Line or number	Cost	Duration (to the centre)
Coach	National Express – 025	£10-18	60 minutes (to Victoria coach station)
Airport train	Heathrow Express	£25	18-25 minutes (to Paddington station)
Underground	Elizabeth line	£14	30-40 minutes (to Paddington station)
Underground	Piccadilly line	£5.60	50-55 minutes (to Piccadilly Circus station)

Gatwick Airport

Mode	Line or number	Cost	Duration (to the centre)
Coach	National Express – 025	£10-14	120-145 minutes (to Victoria coach station)
National rail	Southern Rail	£9.50	30-40 minutes (to London Bridge station)
National rail	Thameslink	£9.50	45-50 minutes (to Farringdon station)
Airport train line	Gatwick Express	£22	45-50 minutes (to Victoria train station)

Luton Airport

Mode	Line or number	Cost	Duration (to the centre)
Coach	National Express – A31	£12-15	95-105 minutes
Airport train	Luton Express	£22	30-45 minutes

Stansted Airport

Mode	Line or number	Cost	Duration (to the centre)
Coach	National Express – A7	£15-19	105 minutes (to Victoria coach station)
Airport train	Stansted Express	£22	50 minutes (to Liverpool Street station)

- If you choose to book an airport transfer, please, your flight details should be sent to us 4 weeks in advance to reassure we will be able to provide you an airport transfer.
- A driver will meet you after you come through the customs area and drive you to your accommodation.

*Students under 18 years old must book homestay breakfast and lunch & return airport transfers.




 @englishpathschools

 englishpath.com



International train stations

International train station	Travelling to (approx)	Travelling from	How to get to EP Canary Wharf	Website link
St Pancras International Station	Paris 2 hrs and 17 mins	London	Take the Northern line from King's Cross St. Pancras Station to Bank Station (9 min). Then take the DLR line Then from Bank Station to East India DLR Station (12 min). from East India DLR station to English Path Canary Wharf (2 min).	https://stpancras.com 
	Amsterdam 3 hrs and 52 mins			
	Brussels 2 - 3 hrs			
	Canterbury 51 mins			
	Brighton 1 hr and 23 mins			



Fares (£)

Eurostar trains to cities outside UK

> starts from **£39** one way (standard class)

TFL Oyster card

> around **£5.60**

